



honda.ca



PIONEER

BILLS & CYCLE
POWERED BY **HONDA**

2018
SIDE-BY-SIDE

PIONEER™ 1000



**▶ MAKE THE BEST
EVEN BETTER**

Honda GENUINE ACCESSORIES

Honda Signature ACCESSORIES

Want to add your own personal touch to your new Honda Pioneer 1000 or 1000-5? Take it to the next level with Honda Genuine and Signature accessories engineered specifically to help tackle even the toughest tasks. Honda makes upgrading your Pioneer easy with a wide selection of over 70 accessories designed to fit.



ROOFS		1000 EPS	1000 LE	1000-5 EPS	1000-5 LE	MSRP
OSR85-HL4-501	Hard Roof 5P			●	●	\$789.95
OSR85-HL4-222A	Fabric Roof / Rear Panel 5P (Black)			●	●	\$539.95
OSR85-HL4-221C	Fabric Roof / Rear Panel 5P (Camo)			●	●	\$589.95
OSR85-HL4-322A	Bimini Roof 5P			●	●	\$279.95
OSR85-HL4-401	Hard Roof 3P	●	●			\$579.95
OSR85-HL4-211A	Fabric Roof / Rear Panel 3P (Black)	●	●			\$395.95
OSR85-HL4-220A	Fabric Roof / Rear Panel 3P (Camo)	●	●			\$429.95
OSR85-HL4-322B	Bimini Roof 3P	●	●			\$189.95
WINDSHIELDS		1000 EPS	1000 LE	1000-5 EPS	1000-5 LE	MSRP
OSU85-HL4-105	Glass Windshield	●	●	●	●	\$999.95
OSR72-HL4-A00	Full Poly Windscreen (Hard Coat)	●	●	●	●	\$739.95
OSR73-HL4-200	Full Poly Windscreen (Optical)	●	●	●	●	\$579.95
OSR71-HL4-A00	2-Piece Poly Windscreen (Hard Coat)	●	●	●	●	\$864.95
OSR72-HL4-100	2-Piece Poly Windscreen (Optical)	●	●	●	●	\$734.95
OSR73-HL4-200B	Wind Deflector	●	●	●	●	\$328.95
OSE10-HL4-500	Windshield Wiper Kit	●	●	●	●	\$439.95
DOORS & PANELS		1000 EPS	1000 LE	1000-5 EPS	1000-5 LE	MSRP
OSU95-HL4-104	Hard Front Doors	●	●	●	●	\$3,999.95
OSR90-HL4-211A	Fabric Front Doors (Black)	●	●	●	●	\$714.95
OSR90-HL4-221A	Fabric Front Doors (Camo)	●	●	●	●	\$739.95
OSR90-HL4-211B	Fabric Rear Doors 5P (Black)			●	●	\$835.95
OSR90-HL4-211C	Fabric Rear Doors 5P (Camo)			●	●	\$846.95
OSU95-HL4-102	Hard Rear Panel 3P	●	●			\$759.95
OSU95-HL4-103	Hard Rear Panel 5P			●	●	\$769.95
OSR95-HL4-205B	Fabric Rear Panel 3P (Black)	●	●			\$209.95
OSR95-HL4-211B	Fabric Rear Panel 5P (Black)			●	●	\$219.95
OSR95-HL4-211A	Fabric Mid Panel 5P			●	●	\$221.95



PROTECTION & STORAGE		1000 EPS	1000 LE	1000-5 EPS	1000-5 LE	MSRP
08L71-HL4-A02	Bed Extender			●	●	\$429.95
0SL57-HL3-101	Cab Frame Cargo Bag	●	●	●	●	\$115.95
OSP35-HL4-100	Full Storage Cover 3P	●	●			\$149.95
OSP34-HL4-100	Full Storage Cover 5P			●	●	\$204.95
08L71-HL4-F00	Under Dash Storage Pocket	●		●		\$219.95
08L70-HL4-F00	Underseat Storage Box	●	●			\$142.95
OSP63-HL4-101	Rubber Floor Mats	●	●	●	●	\$149.95
OSP32-HL3-201B	Rear Seat / Headrest Covers (Camo)			●		\$184.95
OSP32-HL4-201	Front Seat / Headrest Covers (Camo)	●		●		\$279.95
OSP42-HL4-201	Bed Mat 3P	●	●			\$169.95
OSP42-HL4-501	Bed Mat 5P			●	●	\$214.95
OSP43-HL4-202	Bed Liner			●	●	\$484.95
08P72-HL4-A00	Aluminum Skid Plates	●		●		\$629.95
08P72-HL4-F00	Aluminum A-Arm Guards (Front)	●		●		\$271.95
08P73-HL4-F00	Aluminum A-Arm Guards (Rear)	●		●		\$297.95
08P70-HL4-F00	Fender Flares	●	●	●	●	\$181.95
08P70-HL4-A50	Rear Bumper 3P	●	●			\$319.95
08P73-HL4-A00	Rear Bumper 5P			●	●	\$309.95
08P70-HL4-A00	Front Bumper / Brush Guards	●		●		\$434.95
08Z70-HL4-A51	Load Leveling Suspension System	●	●			\$979.95
08W70-HL4-A02	14" Cast Aluminum wheels - Front	●	●	●	●	\$275.95
08W71-HL4-A01	14" Cast Aluminum wheels - Rear	●	●	●	●	\$275.95
08Z70-HL4-F00	Front Fox Shocks - 5P			●		\$1,179.95
08Z70-HL4-F50	Front Fox Shocks - 3P	●				\$1,179.95
08Z71-HL4-F00	Rear Fox Shocks - 5P			●		\$1,219.95
08Z71-HL4-F50	Rear Fox Shocks - 3P	●				\$1,219.95
08U70-HL3-A40	Rear Drink Holder			●		\$14.95
ELECTRONICS & LIGHTING		1000 EPS	1000 LE	1000-5 EPS	1000-5 LE	MSRP
OSA30-HL4-100	Switch Plate/ Volt Meter/ Wire Harness	●	●	●	●	\$509.95
OSV31-HL3-201	Auxiliary Lights	●	●	●	●	\$459.95
OSV31-HL3-301	LED Light Bar	●	●	●	●	\$549.95
OSV31-HL4-301	LED Light Bar Wire Harness	●	●	●	●	\$89.95
OSV31-HL4-201A	45mm Light Clamp	●	●	●	●	\$54.95
08V71-HL4-A00	LED Headlights	●	●	●	●	\$589.95
SAFETY		1000 EPS	1000 LE	1000-5 EPS	1000-5 LE	MSRP
08V70-HL5-A00	Back Up Alarm	●	●	●	●	\$44.95
08Z76-HL4-A00	Back Up Alarm Mount	●	●	●	●	\$52.95
08P75-HL5-A00	Horn	●	●	●	●	\$69.95
08Z77-HL4-A00	Horn Wire Harness	●	●	●	●	\$138.95
OSV05-HL4-201	Rear View Mirror	●	●	●	●	\$139.95
OSV05-HL4-202	Side Mirrors	●	●	●	●	\$159.95
WARN		1000 EPS	1000 LE	1000-5 EPS	1000-5 LE	MSRP
08L75-HL4-A02	Plow Mount Kit	●	●	●	●	\$399.95
08L75-HL3-A01	72" Straight Plow Blade	●	●	●	●	\$524.95
08L76-HL3-A41	Plow Push Tube Set	●	●	●	●	\$674.95
08L77-HL4-A01	Plow Pulley Kit	●	●			\$99.95
08L71-HL3-A41	Winch by WARN	●	●	●	●	\$557.95
08L73-HL4-F01	Winch Mount Kit	●	●	●	●	\$524.95
OSA30-HL4-100B	Accessory Fuse Box Relocation Bracket		●	●		\$62.95
ACCESSORY KITS		1000 EPS	1000 LE	1000-5 EPS	1000-5 LE	MSRP
WINCH-HL4-KIT	WARN Winch Kit - 4,500lbs	●	●	●	●	\$1,082.90
PLOW1-HL4-KIT	72" WARN Plow Kit	●	●	●	●	\$1,599.85
LEDHE-HL4-KIT	LED HEADLIGHT KIT	●		●		\$621.10
08V70-HL4-KIT	BACK UP ALARM KIT	●	●	●	●	\$127.90
08P72-HL4-KIT	HORN KIT	●	●	●	●	\$208.90



Discover all Pioneer accessories at sxs.honda.ca/accessories

*Prices shown before applicable taxes and are subject to change without notice. Dealer install fee extra. See dealer for complete details. Effective January 1, 2018.

PIONEER 700



**+ ADD MORE
DO MORE**



[f YouTube](#) Honda ATVs & Power Equipment
 [@HondaATVPECA](#)

Let Honda take your Pioneer experience to the next level with Honda Genuine and Honda Signature accessories. Honda has made it easy for you to dress up your new side-by-side, offering you a selection of specially designed accessory packages along with over 60 individual accessory pieces. With the Honda Pioneer 700, what you add is up to you!



ROOFS		700	700 LE	700-4	700-4 LE	MSRP
OSR85-HL3-100	Hard Roof (Extended) 4P			●	●	\$574.95
OSR85-HL3-222A	Fabric Roof/ Rear Panel 4P (Black)			●	●	\$519.95
OSR85-HL3-221C	Fabric Roof/ Rear Panel 4P (Camo)			●	●	\$549.95
OSR85-HL3-323A	Bimini Roof 4P			●	●	\$219.95
OSR85-HL3-211A	Fabric Roof/ Rear Panel 2P (Black)	●	●			\$345.95
OSR85-HL3-220A	Fabric Roof/ Rear Panel 2P (Camo)	●	●			\$369.95
OSR85-HL3-101	Hard Roof 2P	●	●			\$449.95
OSR85-HL3-101B	Hard Roof (Short)	●	●	●	●	\$439.95
OSR85-HL3-322B	Bimini Roof 2P/4P	●	●	●	●	\$157.95
WINDSHIELDS		700	700 LE	700-4	700-4 LE	MSRP
OSU95-HL3-105	Glass Windshield	●	●	●	●	\$879.95
08R72-HL3-A00	2-Piece Poly Windscreen (Hard Coat)	●	●	●	●	\$744.95
08R73-HL3-A00	Full Poly Windscreen (Hard Coat)	●	●	●	●	\$649.95
OSR72-HL3-100	2-Piece Poly Windscreen (Optical)	●	●	●	●	\$619.95
OSR73-HL3-200	Full Poly Windscreen (Optical)	●	●	●	●	\$479.95
08R71-HL3-A00	Half Wind Deflector	●	●	●	●	\$271.95
0SE10-HL3-500	Glass Windshield Wiper Kit	●	●	●	●	\$306.95
DOORS & PANELS		700	700 LE	700-4	700-4 LE	MSRP
OSU95-HL3-104A	Hard Front Doors	●	●	●	●	\$3,109.95
OSR91-HL3-211A	Fabric Front Doors (Black)	●	●	●	●	\$795.95
OSR91-HL3-221A	Fabric Front Doors (Camo)	●	●	●	●	\$809.95
OSR91-HL3-211B	Fabric Rear Doors (Black)			●	●	\$789.95
OSR91-HL3-211C	Fabric Rear Doors (Camo)			●	●	\$804.95
OSU95-HL3-102	Hard Rear Panel 2P	●	●			\$849.95
OSU95-HL3-102C	Hard Rear Panel 4P (Short Roof)			●	●	\$799.95
OSU95-HL3-104C	Hard Rear Panel 4P (Extended Roof)			●	●	\$789.95
OSR95-HL3-211B	Fabric Rear Panel 4P			●	●	\$164.95
OSR85-HL3-223B	Fabric Rear Panel 4P (Short Roof) (Black)			●	●	\$347.95
OSR95-HL3-211A	Fabric Mid Panel 4P/ Rear Panel 2P	●	●	●	●	\$172.95



PROTECTION & STORAGE		700	700 LE	700-4	700-4 LE	MSRP
08L74-HL3-A41	Bed Extender			●	●	\$412.95
OSR95-HL3-200B	Rear Cargo Net	●	●	●	●	\$129.95
OSL57-HL3-101	Roll Cage Cargo Bag	●	●	●	●	\$115.95
OSP35-HL3-100	Full Storage Cover 2P	●	●			\$179.95
OSP34-HL3-100	Full Storage Cover 4P			●	●	\$204.95
OSP63-HL3-101	Front Floor Mats	●	●	●	●	\$109.95
OSP32-HL3-201B	Rear Seat/ Headrest Covers (Camo)			●	●	\$184.95
OSP32-HL3-201	Front Seat & Headrest Covers (Camo)	●	●	●	●	\$239.95
OSP42-HL3-101	Bed Mat 2P	●	●			\$142.95
OSP42-HL3-201	Bed Mat 4P			●	●	\$157.95
OSP43-HL3-102	Poly Bed Liner			●	●	\$360.95
08P71-HL3-601	Polyethylene Skid Plate	●	●	●	●	\$359.95
08P72-HL3-600	FR A-Arm Guard	●	●	●	●	\$193.95
08P74-HL3-A00	RR A-Arm Guard	●	●	●	●	\$246.95
08P70-HL3-600	Fender Flares	●	●	●	●	\$155.95
08P75-HL3-A00	Rear Bumper	●	●	●	●	\$349.95
08P76-HL3-A00	Front Bumper	●	●	●	●	\$639.95
08U70-HL3-A40	Rear Drink Holders			●	●	\$14.95
ELECTRONICS		700	700 LE	700-4	700-4 LE	MSRP
OSA30-HL3-100	Switch Plate/ Volt Meter/ Wire Harness	●	●	●	●	\$439.95
OSE01-HL3-103	Heater Fan Kit	●	●	●	●	\$819.95
OSV31-HL3-201	Auxiliary Lights	●	●	●	●	\$459.95
OSV31-HL3-301	Light Bar	●	●	●	●	\$549.95
08U71-HL5-A00	Work Light	●	●	●	●	\$228.95
08Z71-HL3-600	Work Light Mount	●	●	●	●	\$96.95
08V71-HL4-A00	LED Headlights	●		●		\$589.95
08Z72-HL3-600	LED Headlight Wire Harness	●		●		\$133.95
08Z01-HL3-600	Accessory Sub Harness	●	●	●	●	\$15.55
OSV31-HL3-201A	Light Bar 38mm/AUX Clamp	●	●	●	●	\$49.95
OSV31-HL3-302A	Light Bar 41mm/AUX Clamp	●	●	●	●	\$49.95
OSV31-HL3-301B	Light Bar 44mm/AUX Clamp	●	●	●	●	\$49.95
SAFETY		700	700 LE	700-4	700-4 LE	MSRP
08V70-HL5-A00	Back Up Alarm	●	●	●	●	\$74.95
08Z73-HL3-600	Back Up Alarm Mount	●	●	●	●	\$33.95
08P72-HL3-A00	Horn	●	●	●	●	\$114.95
OSR95-HL3-F10	Flag with Mount	●	●	●	●	\$139.95
OSV05-HL5-201	Mirror - Rear View	●	●	●	●	\$139.95
OSV05-HL5-100	Side Mirrors (door mount)	●	●	●	●	\$229.95
08V04-HL1-200	Side Mirrors	●	●	●	●	\$114.95
TOWING		700	700 LE	700-4	700-4 LE	MSRP
08L90-HL1-100C	Hitch Ball	●	●	●	●	\$19.95
08L76-HL4-A00	Receiver Hitch Plug	●	●	●	●	\$19.95
08L90-HL1-300A	Draw Bar	●	●	●	●	\$68.95
WARN		700	700 LE	700-4	700-4 LE	MSRP
08L71-HL3-A41	Winch by WARN - 4,500lbs (2041kg)	●	●	●	●	\$557.95
08L70-HL3-601	Winch Mount	●	●	●	●	\$389.95
08L70-HL3-A00	Plow Mount	●	●	●	●	\$219.95
08L75-HL3-A01	72" Straight Plow Blade	●	●	●	●	\$524.95
08L76-HL3-A41	Plow Push Tube Set	●	●	●	●	\$674.95
ACCESSORY KITS		700	700 LE	700-4	700-4 LE	MSRP
WINCH-HL3-KIT	WARN Winch Kit - 4,500lbs (2041kg)	●	●	●	●	\$947.90
PLOW1-HL3-KIT	72" WARN Plow Kit	●	●	●	●	\$1,419.85
LEDWL-HL3-KIT	LED Work Light Kit	●	●	●	●	\$341.45
LEDHD-HL3-KIT	LED Headlight Kit	●	●	●	●	\$723.90
08V70-HL3-KIT	Back Up Alarm Kit	●	●	●	●	\$108.90
08P72-HL3-KIT	Horn Kit	●	●	●	●	\$130.50



Discover all Pioneer accessories at sxs.honda.ca/accessories

*Prices shown before applicable taxes and are subject to change without notice. Dealer install fee extra. See dealer for complete details. Effective January 1, 2018.

PIONEER[™] 500



**+ ADD MORE
DO MORE**

Honda

GENUINE
ACCESSORIES[™]

Honda

Signature
ACCESSORIES[™]

Let Honda take your Pioneer experience to the next level with Honda Genuine and Honda Signature accessories. Honda has made it easy for you to dress up your new side-by-side, offering you a selection of specially designed accessory packages along with over 45 individual accessory pieces. Choose the accessories that fit your lifestyle needs. With the Honda Pioneer 500, what you add is up to you!

  Honda ATVs & Power Equipment

  @HondaATVPECA



HONDA

BEST ON EARTH[™]

ROOFS		MSRP
08R70-HL5-A01	Hard Roof	\$521.95
0SR85-HL5-200	Fabric Roof / Rear Panel (Black)	\$389.95
0SR85-HL5-400C	Fabric Roof / Rear Panel (Camo)	\$429.95
0SR85-HL5-322B	Bimini Top (Black)	\$169.95
0SR85-HL5-422C	Bimini Top (Camo)	\$199.95
WINDSHIELDS		MSRP
08R74-HL5-A01	Full Poly Tip-Out Windscreen (Hard Coat)	\$725.95
0SR73-HL5-100	Full Poly Tip-Out Windscreen (Optical)	\$614.95
0SR73-HL5-101B	Wind Deflector	\$239.95
DOORS & PANELS		MSRP
0SR90-HL5-210	Fabric Doors (Black)	\$699.95
0SR90-HL5-410C	Fabric Doors (Camo)	\$719.95
0SR95-HL5-100	Fabric Rear Panel (Black)	\$221.95
0SR95-HL5-200B	Rear Cab Net	\$114.95
PROTECTION & STORAGE		MSRP
0SL57-HL5-101	Cab Frame Cargo Bag	\$107.95
08L77-HL5-A00	Under Seat Storage Box	\$169.95
0SL52-HL5-200	Cargo Box	\$749.95
08L78-HL5-A00	Front Underhood Tray	\$274.95
08L70-HL5-A40	Cargo Tray	\$472.95
0SL56-HL5-100B	Rear Rack Bag (Small)	\$187.95
0SL56-HL5-100A	Rear Rack Bag (Large)	\$225.95
08P72-HL5-A00	Aluminum Skid Plate	\$567.95
08P71-HL5-A00	Aluminum A-Arm Guards (Rear)	\$245.95
08P70-HL5-A00	Aluminum A-Arm Guards (Front)	\$278.95
08P73-HL5-A00	Front Bumper	\$429.95
08P74-HL5-A00	Rear Bumper	\$299.95
0SP95-HL5-100	Full Storage Cover	\$172.95
0SP63-HL5-101	Rubber Floor Mats	\$145.95
ELECTRONICS		MSRP
08U71-HL5-A00	Work Light	\$228.95
08Z70-HL5-A00	Work Light Wire Harness	\$109.95
0SV31-HL3-301	LED Light Bar	\$549.95
0SV31-HL3-201	Auxiliary Lights	\$459.95
0SV31-HL5-201E	Aux Lights/Light Bar Wire Harness	\$159.95
08Z08-HL5-A00	Accessory Sub Harness	\$17.95
0SV31-HL3-201A	Light Bar 38mm/AUX Clamp	\$49.95
0SV31-HL3-302A	Light Bar 41mm/AUX Clamp	\$49.95
0SV31-HL3-301B	Light Bar 44mm/AUX Clamp	\$49.95
SAFETY		MSRP
08V70-HL5-A00	Back Up Alarm	\$74.95
08V71-HL5-A00	Back Up Alarm Wire Harness	\$58.95
08P75-HL5-A00	Horn Kit	\$69.95
08Z71-HL5-A00	Horn Kit Wire Harness	\$89.95
0SV05-HL5-100	Side Mirror	\$229.95
0SV05-HL5-201	Rear View Mirror	\$139.95
0SR95-HL3-F10	Flag with Mount	\$139.95
TOWING		MSRP
08L76-HL5-A00	Draw Bar	\$72.95
08L90-HL1-100C	Hitch Ball	\$19.95
WARN		MSRP
08L71-HL5-A02	Winch - 2,500lbs (1134kg)	\$426.95
08L75-HL5-A01	Winch Mount	\$333.95
CB67508	54" Straight Plow Blade	\$394.95
CB67507	Plow Push Tube	\$240.95
08L73-HL5-A00	Plow Mount	\$277.95
ACCESSORY KITS		MSRP
WINCH-HL5-KIT	WARN Winch Kit - 2,500lbs (1134kg)	\$778.85
PLOW1-HL5-KIT	54" WARN Plow Kit	\$913.35
LEDWL-HL5-KIT	LED Work Light Kit	\$356.85
08V70-HL5-KIT	Back Up Alarm Kit	\$133.90
08P72-HL5-KIT	Horn Kit	\$159.90



Discover all Pioneer accessories at sxs.honda.ca/accessories

*Prices shown before applicable taxes and are subject to change without notice. Dealer install fee extra. See dealer for complete details. Effective January 1, 2018.

PIONEER™

SIDE-BY-SIDE

BILLS CYCLE

POWERED BY **HONDA**

THE ADVENTURE BEGINS HERE

Life is an adventure meant to be explored. With nearly 50 years of rugged Honda off-road innovation at the core of every Honda Pioneer, we certainly never settle for anything less than our very best off-road machines.

Expertly engineered to take on the most challenging terrain our nation has to offer, our proven quality and exclusive technology help create the ultimate off-road experience to make the most out of every outdoor activity.

The Honda Pioneer side-by-side lineup offers adventure in every shape and size—absolutely trusted to take you just about anywhere and back with legendary off-road capability and industry-leading innovation on your side. After all, it's your life, Honda side-by-side just makes it more fun!



Pioneer 700

Pioneer 1000 EPS LE

PIONEER 1000

Let nothing stand in your way with the flagship Pioneer 1000, with seating for up to five passengers or three people with a bed full of cargo. Armed with a class-leading 999 cc engine and the most advanced dual-clutch transmission (DCT) ever found in a side-by-side, it's time to take work and play to a whole new level of fun.



Pioneer 500



*Pioneer 700-4
DELUXE*



Pioneer 1000-5 EPS LE

PIONEER 700

Adventure is everywhere with the mid-sized Pioneer 700, ruggedly built for fun at every turn and exploring the great outdoors. Powered by a liquid cooled 675 cc Honda engine, the Pioneer 700 comes in your choice of room for two passengers with its handy tilt cargo box or QuickFlip™ individual folding in-bed passenger seats for up to four people.

PIONEER 500

Sporty size and trail-ready tough, the compact Pioneer 500 is a fun, lightweight and agile off-road machine. With a narrow trail-friendly width of 50 inches, this well-equipped side-by-side can ruggedly venture into places others just can't go. Plus, its nimble design means it'll even fit in the back of most full-size pickup trucks for easy transport.

PIONEER™ 1000



BILL'S CYCLE
POWERED BY HONDA

DISCOVER THE ULTIMATE SIDE-BY-SIDE

The great outdoors are meant to be explored and experienced. Let the adventure-ready flagship Honda Pioneer 1000 EPS and 1000-5 EPS lead the way, with powerful 999 cc performance, proven off-road prowess and an industry-first 6-speed Dual-Clutch Transmission (DCT). Plus, fully selectable driveline that lets you choose between 2WD and 4WD drive, and open or locked differentials. The long-travel independent suspension ensures a smooth, controlled ride, delivering incredible off-road performance with over one full foot of ground clearance. From the highest hills to the deepest woods, simply nothing compares to the bigger and better 2018 Honda Pioneer lineup.

PIONEER™ **1000-5 EPS LE** **1000 EPS LE**

The Pioneer 1000 EPS LE and 1000-5 EPS LE (Limited Edition) models offer premium performance and features including quick-adjust Fox QS-3 sport suspension with red-painted components, an aluminum skid plate, aluminum wheels, front bumper guard with painted body panels and exclusive limited edition graphics. You'll also find clever under seat and under dash additional storage with handy front and rear cup holders and comfortable seating. Designed for rugged outdoor adventures and making quick work of tough tasks, each Pioneer 1000 model is engineered to deliver the ultimate side-by-side experience.



Pioneer 1000 EPS LE

Pioneer 1000-5 EPS LE

FOX QS-3 SUSPENSION

Premium quick-adjust Fox QS-3 shocks combine with generous travel from the independent front and rear suspensions to assure a smooth, fun and well-controlled ride with plenty of ground clearance.

HILL START ASSIST

The handy Hill Start Assist (HSA) feature is designed to easily get you going from a standstill, particularly when towing or carrying a load. When activated, HSA automatically maintains sufficient brake pressure so you can move your foot to the gas pedal and be on your way. No more need to 'heel-and-toe it' when climbing hills.

INTELLIGENT 4WD

Using advanced Honda automotive technology, Intelligent 4WD (I-4WD) includes Brake Traction Control System (BTCS), Hill Start Assist (HSA), and Electronic Brakeforce Distribution (EBD). When I-4WD is engaged, BTCS applies additional drive to the tire with more grip, providing better traction on-the-fly without the heavy feel of a differential lock.

COLOURS

PIONEER 1000 EPS



PIONEER 1000-5 EPS



PIONEER 1000 EPS LE / 1000-5 EPS LE



PIONEER **BILL'S CYCLE** 1000

POWERED BY **HONDA**

Nothing comes close

Engineered for rugged outdoor adventures and designed for making quick work of tough tasks, each Pioneer 1000 model is engineered to deliver the ultimate side-by-side experience.



ADVANCED TRANSMISSION

The fully automatic Honda six-speed Dual-Clutch Transmission (DCT) senses how you ride, monitoring throttle input, engine rpm, vehicle speed and more. Going downhill? The Pioneer stays in a lower gear for superior engine braking. If you want to choose a specific gear, upshift or downshift in demanding conditions or override the automatic gear selection, the paddle shifters make it easy and fun. And of course, there are no pesky belts to repair, replace and worry about with a proven Honda gear-on-gear transmission on your side.



MULTIPLE DRIVE MODES

The Pioneer 1000 EPS and 1000-5 EPS allow you to quickly and easily choose from 2WD, 4WD, 4WD with differentials locked for the toughest conditions, or Turf mode that's perfect for easier steering and more sensitive surfaces like yards, grass and fields. All via a dash-mounted lever.

TACKLE ANY TERRAIN

Venturing over really tricky, rocky terrain, hauling heavy cargo down a steep hill, or need some real hill-climbing ability? The high/low-range sub-transmission provides a full 42-percent gear reduction when you switch to the low range.

SMOOTH RIDE

The 268 mm (10.55 in.) of travel from the front independent suspension and 254 mm (10 in.) of travel from the rear independent suspension offers a smooth, well-controlled ride with generous ground clearance. Plus, the rear suspension of the Pioneer 1000-5 EPS automatically senses weight and adjusts ride height to compensate (self-leveling rear suspension) to maintain ground clearance, maximize handling and increase passenger comfort.



ELECTRIC POWER STEERING

The automotive-style Honda Electric Power Steering lessens steering effort and helps eliminate bump steer, especially over rocks, logs and on sidehills. Plus, a tilt steering wheel lets you find a position that's just right for you.



FOUR-WHEEL DISC BRAKES

With Honda side-by-sides as powerful and capable as these, you need brakes that are up to the job, too. The extensive automotive experience of Honda means you know the all-wheel disc brake system is up to the task.

POWERFUL TOWING CAPACITY

You can load a half-ton (454 kg/1,000 lbs.) into the bed of both the Pioneer 1000 EPS and 1000-5 EPS. And when it's time to unload, the bed's hydraulic-assisted tilting feature makes it easy. And because they're able to tow a full ton (907 kg/2,000 lbs.), both models can take on big jobs that otherwise would require a tractor or a truck.

FLEXIBLE SEATING (PIONEER 1000-5 EPS & LE MODELS)

The Pioneer 1000-5 EPS gives you ultimate flexibility in seating options. In addition to the comfortable three-passenger contoured bench seat up front, the bed incorporates a pair of QuickFlip™ seats that flip up or fold down independently in seconds. Up, they provide secure seating for one or two additional passengers; down, you get a flat cargo bed for utility use.



Two-person configuration

Three-person configuration

Four-person configuration

ADDITIONAL FEATURES

The Honda Pioneer 1000 EPS and 1000-5 EPS models also feature convenient winch pre-wiring, exceptional seat comfort and additional drivetrain refinement.

SUPERIOR PROTECTION

The Occupant Protection Structure uses large-diameter tubing and includes integrated handholds, recessed top tubes and a more spacious structure to enhance protection. Hard doors and roll-up side nets provide a secure feel and keep mud and debris out of the cabin, while automotive-style three-point belts with an Emergency Locking Retractor mechanism help keep everyone secure.



BILLS CYCLE

POWERED BY HONDA

KEY SPECIFICATIONS

ENGINE

999 cc liquid-cooled longitudinally mounted Unicam parallel twin-cylinder 4-stroke

TRANSMISSION

Fully automatic, six-speed plus reverse, Dual-Clutch Transmission with sport mode, manual mode and paddle shifting. High/Low range sub-transmission.

EPS model drive modes: Turf, 2WD, 4WD, and 4WD with differential lock

LE model drive modes: Turf, 2WD and I-4WD

FRONT SUSPENSION

Independent double-wishbone with hydraulic shocks; 268 mm (10.55 in.) travel

LE: FOX QS3 hydraulic shocks

REAR SUSPENSION

1000 EPS: Independent double-wishbone with adjustable hydraulic shocks; 254 mm (10 in.) travel

1000-5 EPS: Independent double-wishbone, self leveling, 254 mm (10 in.) travel

LE models: adjustable FOX QS3 hydraulic shocks

GROUND CLEARANCE

1000 EPS: 326 mm (12.8 in.)

1000 EPS LE: 322 mm (12.7 in.)

1000-5 EPS: 314 mm (12.4 in.)

1000-5 EPS LE: 310 mm (12.2 in.)

TOWING CAPACITY

907 kg (2,000 lbs.)

BED CAPACITY

454 kg (1,000 lbs.)

PIONEER™ 1000

MAKE THE BEST EVEN BETTER

Want to add your own personal touch to your new Pioneer 1000 or 1000-5? Or have a specific job you need it to help you with? Honda makes upgrading your Pioneer easy with a wide selection of accessories designed to fit perfectly, work flawlessly, and give you years of trouble-free enjoyment.



ACCESSORY PACKAGES



+ TRAIL PACKAGE



INCLUDES:

- Hard Roof
- Rear View Mirror
- LED Light Bar
- LED Light Bar Attachment
- Switch Plate Wiring Harness
- Cab Frame Cargo Bag

1000 EPS TRAIL-HL4-3P1

1000-5 EPS TRAIL-HL4-5P1

+ OUTDOOR PACKAGE



INCLUDES:

- Soft Top (Black)
- Rear View Mirror
- Auxiliary Lights
- 45 mm Light Clamps (x2)
- Switch Plate Wiring Harness

1000 EPS OUT14-HL4-3P1

1000-5 EPS OUT14-HL4-5P1

+ WORK PACKAGE



INCLUDES:


- Hard Roof
- Rear View Mirror
- Back Up Alarm
- Back Up Alarm Kit
- Bed Liner

1000 EPS WRK14-HL4-3P1

1000-5 EPS WRK14-HL4-5P1

CAB SYSTEMS

+ FABRIC CAB SYSTEMS




INCLUDES:

- Soft Top
- Fabric Front Doors
- Fabric Rear Doors (5P only)




1000 EPS FAB3B-HL4-CAB **1000-5 EPS** FAB5B-HL4-CAB

+ HARD CAB SYSTEMS




INCLUDES:

- Hard Roof
- Hard Front Doors
- Hard Rear Panel
- Fabric Rear Doors (5P only)




1000 EPS HARD3-HL4-CAB **1000-5 EPS** HARD5-HL4-CAB

+ HYBRID CAB SYSTEM



INCLUDES:

- Hard Roof
- Hard Front Doors
- Rear Cab Curtain
- Fabric Rear Doors



1000-5 EPS HYBR5-HL4-CAB

UPGRADES

+ WARN WINCH KIT



INCLUDES:

- 4,500 lbs. Winch
- Winch Mount

1000 EPS **1000-5 EPS** WINCH-HL4-KIT

+ WARN PLOW KIT




INCLUDES:

- 72 in. Plow Blade
- Plow Mount
- Plow Push Tubes

1000 EPS **1000-5 EPS** PLOW1-HL4-KIT

+ PROTECTION KIT



INCLUDES:

- Front Bumper
- Rear Bumper
- Front and Rear Aluminum A-arm Guards
- Aluminum Skid Plate

1000 EPS PROT3-HL4-KIT **1000-5 EPS** PROT5-HL4-KIT

PIONEER™ 700



Previous model year shown

BILLS & CYCLE
POWERED BY **HONDA**

MAKE EVERY DAY AN ADVENTURE

Designed for fun adventures at every turn, the all-purpose Pioneer 700 and 700-4 feel right at home riding rough trails and being put hard to work. Both of these highly capable multi-task machines come standard with all of the great Honda features you can count on: a reliable fuel-injected 675 cc powerhouse of an engine; an automotive-style automatic transmission with no belts to worry about breaking or replacing; full doors, nets and other safety gear with stylish exterior design; plus a proven chassis that's built to last. The Pioneer 700 and 700-4 are engineered to go beyond all expectations, with legendary quality, rugged performance and powerful yet predictable handling found at the core of all Honda off-road vehicles.

PIONEER™ **700/700-4 DELUXE**

Pioneer 700 Deluxe models now come with Electric Power Steering (EPS), automatic transmission with AT/MT mode, plus aluminum wheels and exclusive graphics. Trails, wilderness, cottage, farm or job site—the Pioneer 700 and 700-4 Deluxe models can't wait to show you all they can do.



ELECTRIC POWER STEERING

The added comfort of electric power steering helps lessen steering effort and eliminate bump steer, especially when travelling over rocks or on rough side hills.

SHIFTING OPTIONS

Sporty steering wheel mounted paddle shifters allow you to choose any gear manually without ever removing your hands from the wheel. Or, if you like, you can let the automatic Honda transmission do all the shifting for you.

ATTENTION TO DETAIL

Deluxe models boast stylish aluminum wheels that look great while helping reduce unsprung weight for improved handling and ride comfort. Painted bodywork, sporty suspension springs and front bumper add to its rugged and recognizable off-road design.



Pioneer 700 Deluxe

Pioneer 700-4 Deluxe

COLOURS

PIONEER 700 / 700-4



PIONEER 700 DELUXE



PIONEER 700-4 DELUXE



PIONEER 700

It's all here

Honda quality, reliability and technical innovation, in side-by-sides that set the standard for versatility, value and fun.



ADVANCED TRANSMISSION

The automotive-style automatic transmission uses a heavy-duty torque converter with three hydraulic clutches. It's tough, with no belts to worry about and smart. A two-stage shift map senses when you're aggressive or light with the throttle and optimizes power delivery accordingly.

DYNAMIC RIDE & COMFORT

Front independent double-wishbone suspension with dual-rate springs provides a substantial 200 mm (7.9 in.) of travel for excellent handling and all-day riding comfort.

2WD/4WD/DIFF LOCK

When you're in 4WD mode and you need extra traction, just use the lever on the Pioneer 700's dash and the front differential locks to give you extra grip in the toughest situations.

TRIPLE DISC BRAKES

A patented scraper system on the two front 200 mm disc brakes helps prevent unwanted debris buildup between caliper and wheel. An inboard-mounted rear 170 mm brake disc saves weight and is better protected from rocks and other debris.



SUPERIOR MANOEUVRABILITY

Need to make a tight turn? Tip-toeing through tricky terrain? A tight turning radius makes it easy to manoeuvre out of almost any situation.





SAFETY FIRST

The sturdy Occupant Protection Structure, standard doors with an automotive-style double latching system, roll-up side nets, and three-point belts, all help keep you and your passengers safe and secure.



Pioneer 700-4 model shown

2-3-4 SEATING CONFIGURATION

(700-4 EPS/DELUXE MODEL)

The Pioneer 700-4 features innovative QuickFlip™ convertible rear seating that offers the convenience and versatility of switching between two-, three- or four-person seating, and provides full bed space and tilt function while in two-person mode.

READY FOR WORK

The tilt box with hydraulic-assist strut can hold up to 454 kg (1,000 lbs.), while the heavy-duty two-inch receiver-style hitch is ready to tow up to 680 kg (1,500 lbs.).



KEY SPECIFICATIONS

ENGINE

675 cc liquid-cooled single-cylinder 4-stroke

TRANSMISSION

Automotive-style with hydraulic torque converter, three forward gears and reverse.

Drive modes: 2WD, 4WD and 4WD with differential lock

Deluxe models also equipped with AT/MT modes and paddle shifting

FRONT SUSPENSION

Independent double-wishbone with hydraulic shocks; 200 mm (7.9 in.) travel

REAR SUSPENSION

Independent double-wishbone with adjustable hydraulic shocks; 230 mm (9.1 in.) travel

GROUND CLEARANCE

271 mm (10.6 in.)

TOWING CAPACITY

680 kg (1,500 lbs.)

BED CAPACITY

454 kg (1,000 lbs.)



BILLS CYCLE

POWERED BY HONDA

PIONEER™ 700

PERSONALIZE YOUR PIONEER

To squeeze even more fun or utility out of your Pioneer 700 or 700-4, check out the huge range of Honda Genuine Accessories and Honda Signature Accessories – all designed to fit your Pioneer perfectly.



ACCESSORY PACKAGES

+ TRAIL PACKAGE



INCLUDES:

- Hard Roof
- Rearview Mirror
- Light Bar
- Switch Plate/Volt Meter
- Roll Cage Cargo Bag

+ OUTDOOR PACKAGE



INCLUDES:

- Bimini Roof
- Rearview Mirror
- Auxiliary Lights
- Switch Plate/Volt Meter
- Bed Extender

+ WORK PACKAGE



INCLUDES:

- Hard Roof
- Rearview Mirror
- Light Bar
- Switch Plate/Volt Meter
- Poly Bed Liner (4P only*)
- Bed Mat (2P only**)

BILL'S CYCLE


POWERED BY HONDA

0 OUT14-HL3-2P1 700-4 TOUT14-HL3-4P1

700 WRK14-HL3-2P1 700-4 WRK14-HL3-4P1

CAB SYSTEMS

+ FABRIC CAB SYSTEMS



INCLUDES:

- Fabric Roof/Rear Panel
- Fabric Front Doors
- Fabric Rear Doors (4P only)

- Black **700** FAB2B-HL3-CAB **700-4** FAB4B-HL3-CAB
- Close Range Camo **700** FAB2C-HL3-CAB **700-4** FAB4C-HL3-CAB

+ HARD CAB SYSTEMS




INCLUDES:

- Hard Roof (short roof, 4P only)
- Hard Front Doors
- Hard Rear Panel

- Black **700** HARD2-HL3-CAB **700-4** HARD4-HL3-CAB

+ HYBRID CAB SYSTEM



INCLUDES:

- Hard Roof
- Fabric Rear Panel
- Hard Front Doors
- Fabric Rear Doors (4P only)

- Black **700-4** HYBR4-HL3-CAB

UPGRADES

+ WARN WINCH KIT



INCLUDES:

- 4,500 lbs. Winch
- Winch Mount

- 700** **700-4** WINCH-HL3-KIT

+ WARN PLOW KIT



INCLUDES:

- 72 in. Plow Blade
- Plow Mount
- Plow Push Tubes

- 700** **700-4** PLOW1-HL3-KIT

+ PROTECTION KIT



INCLUDES:

- Front Bumper
- Rear Bumper
- Front and Rear Aluminum A-arm Guards
- Polyethylene Skid Plate

- 700** **700-4** PROTE-HL3-KIT

PIONEER™ 500



BILL'S CYCLE
POWERED BY HONDA

Previous model year shown



BIG FUN IN A COMPACT PACKAGE

The sporty and compact Pioneer 500 is a fully capable off-road machine that's also a blast on challenging technical trails. Designed with a narrow 50-inch width, the agile Pioneer 500 can tackle tight trails and reach places other side-by-sides simply can't and it'll even fit in the back of most full-size pickup trucks.

The Pioneer 500 boasts a fuel-injected longitudinally-mounted 475 cc engine mated to a five-speed electric-shift transmission with ultra-low first gear for additional off-road ready torque.

The Pioneer 500 features an automatic transmission with AT/MT mode and steering wheel mounted paddle shifters. Plus dual-rate suspension springs and reverse speed up to 15 km/h.

With a very versatile ATV-style, 203 kg (405 lb.) capacity cargo rack, switchable 2WD/4WD, and a roomy cab for two, the Pioneer 500 gives you side-by-side practicality blended with the nimble handling and go anywhere fun of an ATV.



PIONEER[™]
500

COLOURS

PIONEER 500



PIONEER™ 500

BILLS CYCLE
POWERED BY HONDA

A new twist on the side-by-side formula

Loaded with high-tech features and designed to do things and go places other side-by-sides can't. That's the special appeal of the Pioneer 500.




ROOMY SEATING

With a comfortable and contoured bench-style seat, individual backrests and seatbelts for both riders, the Pioneer 500 assures comfort and security while you concentrate on having fun.

IMPROVED HANDLING

Tuned for a fun and sporty ride, the independent front and rear suspension feature dual-rated springs. This provides a more comfortable and easily controlled ride over all types of difficult terrain.



EASY ENTRY

The clever automotive-style rear-hinged door design comes standard, which allows the nets to remain attached when opening doors for easy entry and exit.

LONGITUDINAL ENGINE MOUNTING

The Pioneer 500 is built around a reliable 475 cc longitudinally-mounted Honda engine. By orienting the crankshaft front to back in the chassis, the flow of power is routed straight to the driveshafts without right-angle detours. It's designed to reduce powertrain friction and put more grunt to the ground.

HAULING & TOWING

The large and flat cargo area with ATV-style rack offers numerous tiedown-hook points for tremendous cargo versatility and 203 kg (450 lbs.) of carrying capacity. Plus, a heavy-duty receiver-style hitch with a 454 kg (1,000 lbs.) towing capacity when you need it.



NARROW WIDTH

Whether you ride on trails with width restrictions, need a narrow vehicle for manoeuvring through forests or other obstacles, or want a side-by-side that's easier to transport, the Pioneer 500's compact 50-inch width makes sense for a whole bunch of reasons.

SELECTABLE 2WD/4WD

The Pioneer 500 lets you choose either 2WD or 4WD, giving you the freedom to select between lighter steering in 2WD and maximum available traction in 4WD depending on conditions.

PADDLE SHIFTING

Upshift and downshift without ever having to take your hands off the wheel. Engineered for precise, smooth shifts, you can choose the exact gear you want for challenging terrain or let the automatic transmission do the shifting for you.



KEY SPECIFICATIONS

ENGINE

475 cc liquid-cooled, longitudinally-mounted, single-cylinder 4-stroke

TRANSMISSION

Five-speed automatic transmission with AT/MT modes with paddle shifting and reverse.

Drive modes: 2WD and 4WD

FRONT SUSPENSION

Independent double-wishbone with hydraulic shocks; 149 mm (5.9 in.) travel

REAR SUSPENSION

Independent double-wishbone with hydraulic shocks; 150 mm (5.9 in.) travel

GROUND CLEARANCE

215 mm (8.5 in.)

TOWING CAPACITY

454 kg (1,000 lbs.)

BED CAPACITY

203 kg (450 lbs.)

PIONEER™ 500

A LITTLE EXTRA

Honda makes it easy to dress up your new Pioneer and make it uniquely your own, offering a selection of specially designed accessory packages along with a huge list of individual accessories.



ACCESSORY PACKAGES

+ TRAIL PACKAGE



INCLUDES:

- Hard Roof
- Cab Frame Cargo Bag
- Rearview Mirror
- Light Bar
- Lights Attachment Kit

TRAIL-HL5-KIT

+ OUTDOOR PACKAGE



INCLUDES:

- Bimini Top Black
- Rear Rack Bag (Large)
- Rearview Mirror
- Auxiliary Lights
- Lights Attachment Kit

OUTI4-HL5-KIT

+ WORK PACKAGE



INCLUDES:

- Hard Roof
- Cargo Tray
- Rearview Mirror
- Work Light
- Work Light Wire Harness

WRK14-HL5-KIT

CAB SYSTEMS

➕ FABRIC CAB SYSTEMS



INCLUDES:

- Fabric Roof/Rear Panel
- Fabric Doors



Black

FAB1B-HL5-CAB



Close Range Camo

FAB1C-HL5-CAB

➕ HYBRID CAB SYSTEM



INCLUDES:

- Hard Roof
- Fabric Rear Panel
- Fabric Doors



Black HYBRID-HL5-CAB



UPGRADES

➕ WARN WINCH KIT



INCLUDES:

- 2,500 lbs. Winch
- Winch Mount

WINCH-HL5-KIT

➕ WARN PLOW KIT



INCLUDES:

- 54 in. Plow Blade
- Plow Push Tube
- Plow Mount

PLOW1-HL5-KIT

➕ PROTECTION KIT



INCLUDES:

- Front Bumper
- Rear Bumper
- Front and Rear Aluminum A-arm Guards
- Aluminum Skid Plate

PROTE-HL5-KIT

1000

**P1000 5 DELUXE / LE**

Displacement & Engine Type 999 cc liquid-cooled longitudinally mounted Unicam parallel twin-cylinder 4-stroke

Fuel Delivery PGM-FI electronic fuel injection

Transmission Fully automatic, six-speed plus reverse, Dual-Clutch Transmission with sport mode, manual mode and paddle shifting. High/Low range sub-transmission.

Deluxe drive modes: Turf, 2WD, 4WD and 4WD with differential lock

LE drive modes: Turf, 2WD and I-4WD

Front Suspension Independent double-wishbone with hydraulic shocks; 268 mm (10.55 in.) travel
LE models: FOX QS3 hydraulic shocks

Rear Suspension Independent double-wishbone, self-leveling, 254 mm (10 in.) travel
LE model: adjustable FOX QS3 hydraulic shocks

Brakes Front: dual 210 mm hydraulic discs
Rear: 210 mm hydraulic disc

Wheelbase 2,036 mm (80.2 in.)

Ground Clearance **Deluxe:** 314 mm (12.4 in.)
LE: 310 mm (12.2 in.)

Dimensions	1000-5 Deluxe	1000-5 LE
Length	2,961 mm (116.6 in.)	2,987 mm (117.6 in.)
Width	1,597 mm (62.9 in.)	1,597 mm (62.9 in.)
Height	1,940 mm (76.4 in.)	1,940 mm (76.4 in.)

Towing Capacity 907 kg (2,000 lbs.)

Bed Capacity 454 kg (1,000 lbs.)

Fuel Capacity 30 litres, including 6.4-litre reserve

Curb Weight** 775 kg (1,709 lbs.)
LE: 804 kg (1,773 lbs.)

Colour **Deluxe:** Patriot Red | Close Range Camo
LE: Matte Stealth Gray

**PIONEER 1000 EPS / LE**

999 cc liquid-cooled longitudinally mounted Unicam parallel twin-cylinder 4-stroke

PGM-FI electronic fuel injection

Fully automatic, six-speed plus reverse, Dual-Clutch Transmission with sport mode, manual mode and paddle shifting. High/Low range sub-transmission.

EPS drive modes: Turf, 2WD, 4WD and 4WD with differential lock

LE drive modes: Turf, 2WD and I-4WD

Independent double-wishbone with hydraulic shocks; 268 mm (10.55 in.) travel
LE models: FOX QS3 hydraulic shocks

Independent double-wishbone with adjustable hydraulic shocks; 254 mm (10 in.) travel
LE model: adjustable FOX QS3 hydraulic shocks

Front: dual 210 mm hydraulic discs
Rear: 210 mm hydraulic disc

2,038 mm (80.2 in.)

EPS: 326 mm (12.8 in.)
EPS LE: 322 mm (12.7 in.)

Dimensions	1000 EPS	1000 EPS LE
Length	2,967 mm (116.8 in.)	2,992 mm (117.8 in.)
Width	1,597 mm (62.9 in.)	1,597 mm (62.9 in.)
Height	1,932 mm (76.1 in.)	1,932 mm (76.1 in.)

907 kg (2,000 lbs.)

454 kg (1,000 lbs.)

30 litres, including 6.4-litre reserve

703 kg (1,549 lbs.)
LE: 745 kg (1,642 lbs.)

EPS: Patriot Red
LE: Matte Stealth Gray



700

**PIONEER 700-4 / DELUXE**

675 cc liquid-cooled OHV single-cylinder 4-stroke

PGM-FI electronic fuel injection

Automotive-style automatic with hydraulic torque converter, three forward gears and reverse.

Drive modes: 2WD, 4WD and 4WD with differential lock

Deluxe models also equipped with AT/MT modes and paddle shifting

Independent double-wishbone with hydraulic shocks; 200 mm (7.9 in.) travel

Independent double-wishbone with adjustable hydraulic shocks; 230 mm (9.1 in.) travel

Front: dual 200 mm hydraulic discs
Rear: 170 mm hydraulic disc

1,950 mm (76.8 in.)

271 mm (10.6 in.)

Length	2,910 mm (114.6 in.)
Width	1,525 mm (60 in.)
Height	1,985 mm (78.1 in.)

680 kg (1,500 lbs.)

454 kg (1,000 lbs.)

30 litres, including 4.5-litre reserve

640 kg (1,411 lbs.)
Deluxe: 647 kg (1,426 lbs.)

Patriot Red
Deluxe: Pearl Tangelo Orange, Close Range Camo



500

**PIONEER 700 / DELUXE**

675 cc liquid-cooled single-cylinder 4-stroke

PGM-FI electronic fuel injection

Automotive-style with hydraulic torque converter, three forward gears and reverse.

Drive modes: 2WD, 4WD and 4WD with differential lock

Deluxe models also equipped with AT/MT modes and paddle shifting

Independent double-wishbone with hydraulic shocks; 200 mm (7.9 in.) travel

Independent double-wishbone with adjustable hydraulic shocks; 230 mm (9.1 in.) travel

Front: dual 200 mm hydraulic discs
Rear: 170 mm hydraulic disc

1,950 mm (76.8 in.)

271 mm (10.6 in.)

Length	2,910 mm (114.6 in.)
Width	1,525 mm (60 in.)
Height	1,970 mm (77.6 in.)

680 kg (1,500 lbs.)

454 kg (1,000 lbs.)

30 litres, including 4.5-litre reserve

575 kg (1,268 lbs.)
Deluxe: 582 kg (1,283 lbs.)

Patriot Red
Deluxe: Matte Stealth Gray

**PIONEER 500**

475 cc liquid-cooled single-cylinder 4-stroke

PGM-FI electronic fuel injection

Five-speed automatic transmission with AT/MT modes with paddle shifting and reverse.

Drive modes: 2WD and 4WD

Independent double-wishbone with hydraulic shocks; 149 mm (5.9 in.) travel

Independent double-wishbone with adjustable hydraulic shocks; 150 mm (5.9 in.) travel

Front: dual 200 mm hydraulic discs
Rear: 170 mm hydraulic disc

1,855 mm (73 in.)

215 mm (8.5 in.)

Length	2,605 mm (102.6 in.)
Width	1,270 mm (50 in.)
Height	1,812 mm (71.3 in.)

454 kg (1,000 lbs.)

203 kg (450 lbs.)

15.4 litres, including 4.2-litre reserve

464 kg (1,023 lbs.)

Patriot Red, Close Range Camo



BILL'S CYCLE

POWERED BY HONDA

Pioneer is recommended for drivers 16 years of age and older, and tall enough to wear the seat belt properly and reach all the controls. The passenger should also be tall enough for the hand hold. For your safety, always wear a helmet, eye protection and protective clothing whenever you ride. Never ride under the influence of drugs or alcohol. Never engage in stunt like a rider training course. Always obey local laws, use common sense and respect the rights of others when you ride. Whenever you ride off-road, always stay on established trails in area clean and never modify the spark arrestor or exhaust system. Some of the technologies described in this brochure come with limitations. See owner's manual for complete details. The correct at the time this publication was approved for printing. Although descriptions, specifications, model images, colours and accessories are believed to be correct, accuracy cannot be guaranteed. The information in this brochure apply only to models sold and registered in Canada by an authorized dealer. Some of the models and/or accessories may not be exactly as shown. Some or all may be sold at an extra cost. Visit honda.ca for additional safety information.

BE A RESPONSIBLE SIDE-BY-SIDE RIDER

At Honda, we believe in performance and leadership, and that's why we're taking a leadership position when it comes to the environment. We continue to develop low-emission technologies for our current and future motorcycles, ATVs, side-by-sides and scooters. We already produce models that exceed the stringent California Air Resources Board (CARB) emissions requirements.

And that's the kind of performance everybody can appreciate.

Riding a side-by-side is an exercise in responsibility—to yourself, to others and to the environment. So remember, ATVs and side-by-sides can be hazardous to operate. For your safety, wear a helmet, eye protection and protective clothing, and never ride on paved surfaces or public roads. Never engage in stunt driving, avoid excessive speeds and be particularly careful on difficult terrain.

And keep in mind that riding doesn't mix with drugs and alcohol.

Honda Canada is a proud supporter of Ducks Unlimited Canada



*Conserving
Canada's
Wetlands*



Honda Genuine Parts are made for your Honda. They maintain the quality, reliability and performance of your product. When the time comes for you to service, repair or enhance your Honda, don't settle for an imitation. Only Honda Genuine Parts can maintain the original operating specifications of your Honda and offer a perfect fit every time. Let trained Honda technicians keep your Honda healthy with Honda Genuine Parts.



Honda builds its side-by-side models to meet some of the toughest engineering standards in the world, and formulates its oils to those same high standards, thereby maintaining your Honda at peak performance. You bought a Honda because of its quality, performance and reliability. Why not match one of the finest products you can own with some of the finest oils on the market. Don't settle for an imitation when you can buy the original.




Plus

Honda Warranty = Peace of mind. Designed to ensure Honda quality care for your side-by-side, Honda Plus Extended Warranty offers flexible coverage selections for the type of protection you need. Whether your Honda side-by-side is new or pre-owned, Honda Plus helps to cover you.

HONDA
Financial
Services

We make it easier to make it yours! Honda Canada Finance Inc. (HCFI), o/a Honda Financial Services, was established in 1987 to provide financing options for Canadian consumers. Financing options with competitive rates and flexible terms are available through Honda dealers across Canada.



SXSBROCH18E

@HondaATVPECA





BILLS CYCLE
POWERED BY **HONDA**

Why Honda?

Honda has built a reputation on superior design and innovation, strong performance and legendary durability, quality and reliability. Owning a Honda means having the confidence that your side-by-side is an amazing product and will get you back home at the end of the day. It also means that you have the support of Honda dealers and technicians who are trained to help maintain the original quality of your product throughout its lifetime. High quality products, dealer support and customer satisfaction—that's why so many people choose Honda.



honda.ca